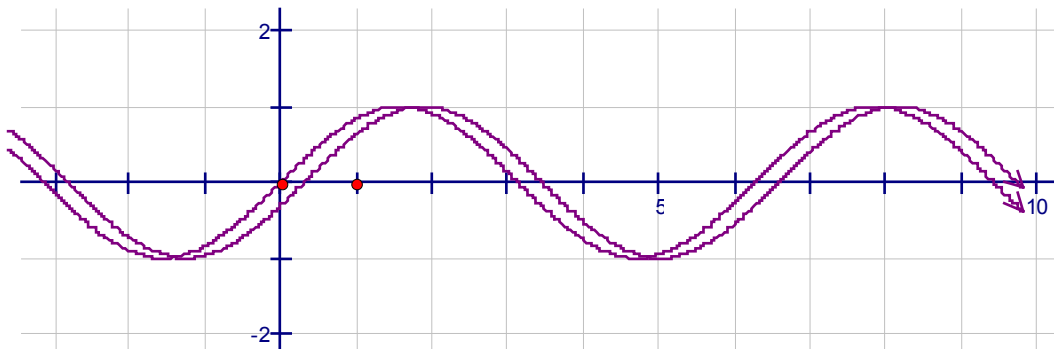
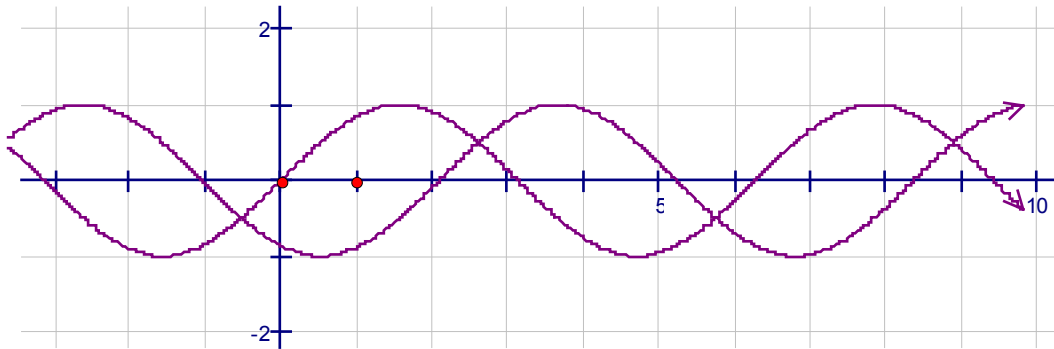
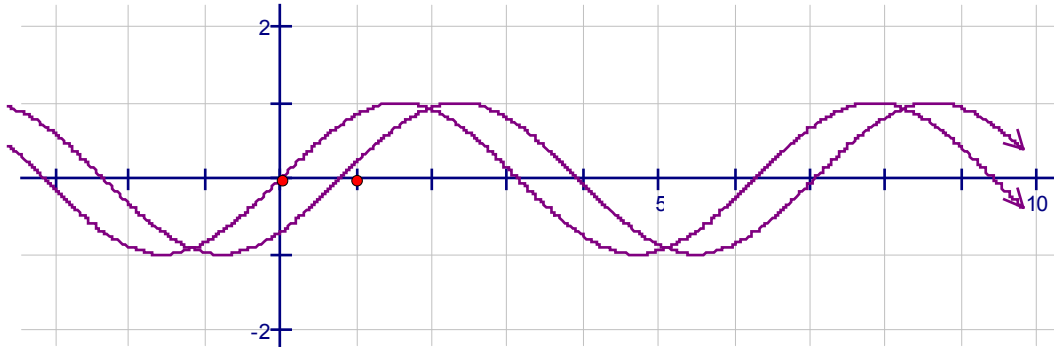


Phase Shifts

What is the Phase Shift between these two functions?



Example of modeling from Data:

X	-2	-1	0	1	2	3	4	4	6	7	8	9
Y	-4	-5.2	-6	-6	-5.2	-4	-2.8	-2	-2	-2.8	-4	-5.2

Max = _____

Min = _____

A = Amplitude = $(\text{Max} - \text{Min})/2 =$ _____

D = Midline = $(\text{Max} + \text{Min})/2 =$ _____

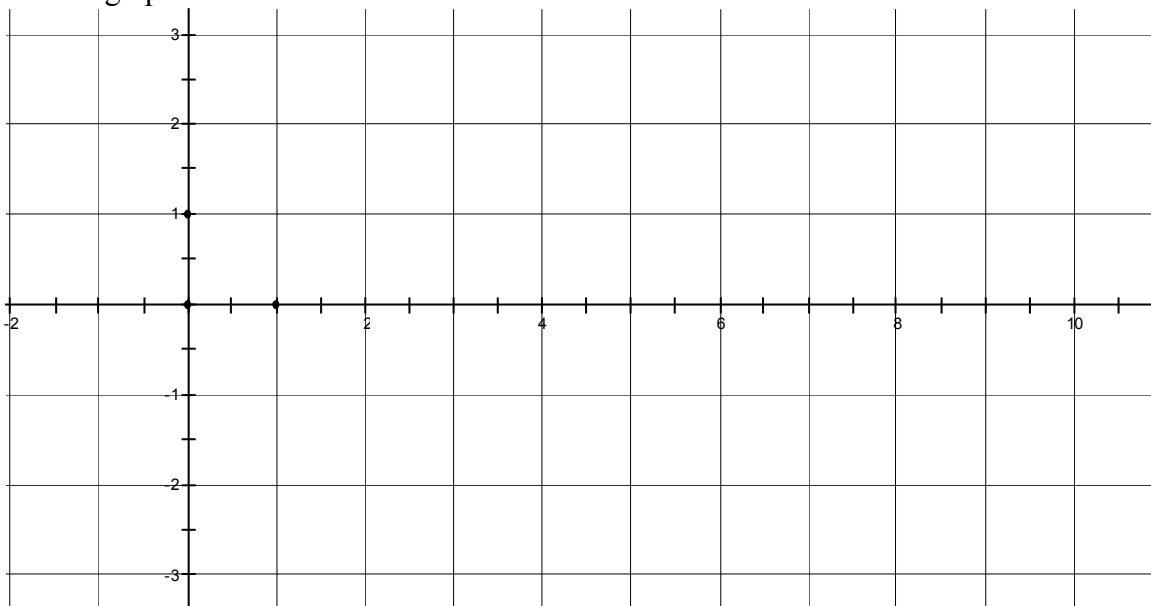
Period = _____

so

B = _____

C = _____

Draw a graph of this function



Example of modeling from Data:

X	0	1	2	3	4	5	6	7	8	9	10	11
Y	10	0	10	0	10	0	10	0	10	0	10	0

Max = _____

Min = _____

A = Amplitude = $(\text{Max} - \text{Min})/2 =$ _____

D = Midline = $(\text{Max} + \text{Min})/2 =$ _____

Period = _____

so

B = _____

C = _____

Draw a graph of this function

